

## Features

- High-arch swing spout with 180-degree rotation offers superior clearance for filling pitchers, chilling bottles and cleanup.
- Temperature memory allows faucet to be turned on and off at the temperature set during prior usage.
- Ceramic disc valves exceed industry longevity standards, ensuring durable performance for life.
- 1.5 gpm (gallons per minute) maximum flow rate at 60 psi.

## Material

- Premium metal construction.
- KOHLER finishes resist corrosion and tarnishing.

## Installation

- Single-hole installation.
- Flexible supply lines simplify installation.

## Recommended Products/Accessories

1054432 1.5 GPM (5.7 l/min) Aerator Kit



ADA CSA B651

## Codes/Standards

ASME A112.18.1/CSA B125.1

NSF/ANSI 61

NSF/ANSI 372

All applicable US Federal and State material regulations

DOE - Energy Policy Act 1992

California Energy Commission (CEC)

ADA

ICC/ANSI A117.1




CSA B651

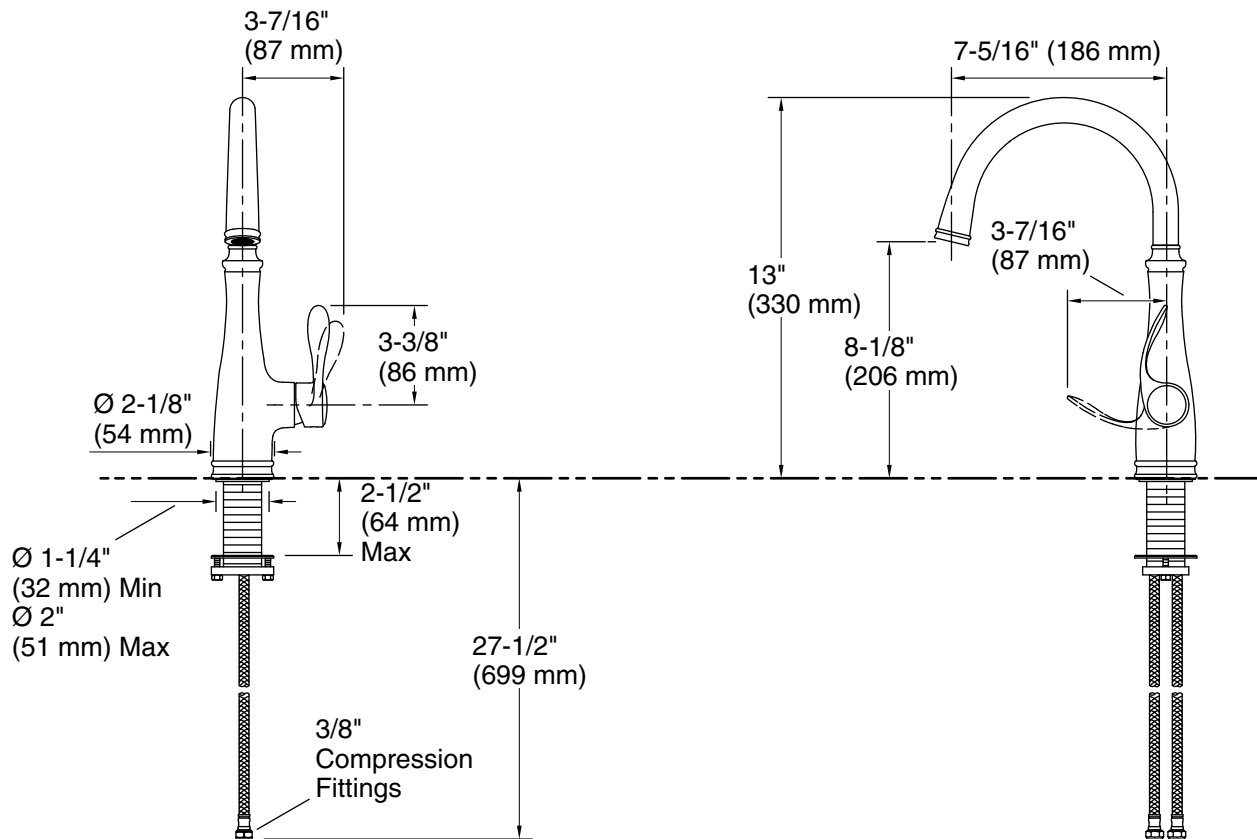
## KOHLER® Faucet Lifetime Limited Warranty

See website for detailed warranty information.

## Available Colors/Finishes

*Color tiles intended for reference only.*

Color	Code	Description
	CP	Polished Chrome
	VS	Vibrant® Stainless
	2BZ	Oil-Rubbed Bronze



## Technical Information

All product dimensions are nominal.

### Faucet:

Flow rate: 1.5 gal/min (5.7 l/min)  
 Pressure: 60 psi (4.1 bar)  
 Drain included: No

## Notes

Install this product according to the installation instructions.

ADA, CSA B651 compliant when installed to the specific requirements of these regulations.